

GENERAL INFORMATIONS





The RCS 2100 series sensors are used for taking angle measurement between The measuring limits can be adjusted between 0-360 ° depending on the user request. They have 0-5V, 0-10V, 4-20mA or ratiometric output options.

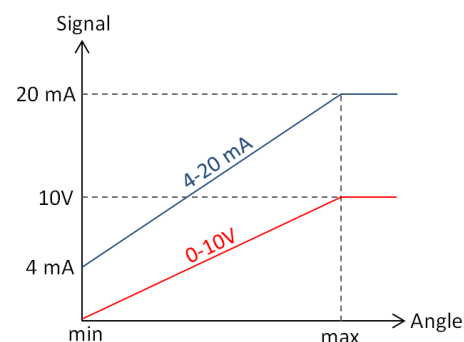
RCS 2100 angle sensors with high accuracy, compact design and robust construction; offers suitable solutions for angle measurement in industrial areas like crane and lifting systems, robotic systems, solar energy, wind power plants, auto parts etc. Thanks to their high IP protection class, they can work in harsh environmental conditions.

WARNINGS

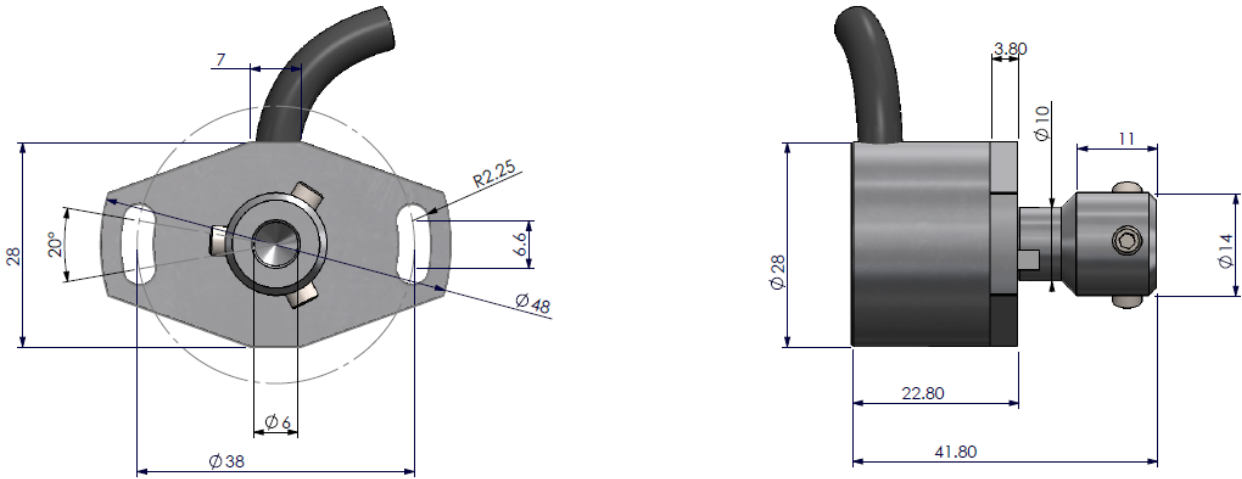
- The installation of the product is carried out by the customer who purchases the product, according to the wiring diagrams, installation information, etc. in this manual.
- Maintenance and repair should be done by the technicians authorized by the manufacturer firm.
- There must be minimum distance between the sensor and control unit. Avoid additions except the suitable connector unless it needs.
- Keep away the sensor cable from as high power energy cables, contactor, motor, switched power supplies, inductive and capacitive noisy supplies.
- Not to damage the sensor, supply directions and voltage must be paid attention. Don't energize before all connections completed.
- Transport and storage should be at their original packaging and an ambient temperature of -25°C / +85°C in such a way that they will not be exposed to dust, humidity, impact, vibration, falling or water.
- Chemicals such as alcohol, thinner etc. should not be used for cleaning the product. The product should be wiped with a damp cloth.
- The product may be damaged and may become unusable if used outside of the specifications in the user manual. In this case, the product will be out of warranty.

ELECTRICAL CONNECTION

 SIGNAL	 CABLE COLOR
+V	Red
0V	Black
Output Signal	Yellow



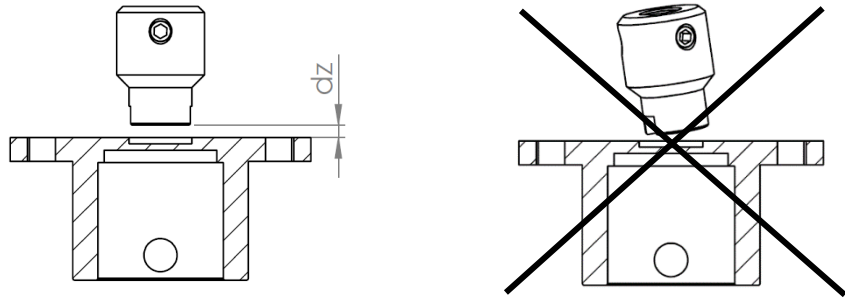
DIMENSIONS (mm)



MOUNTING INFORMATION

Working Position

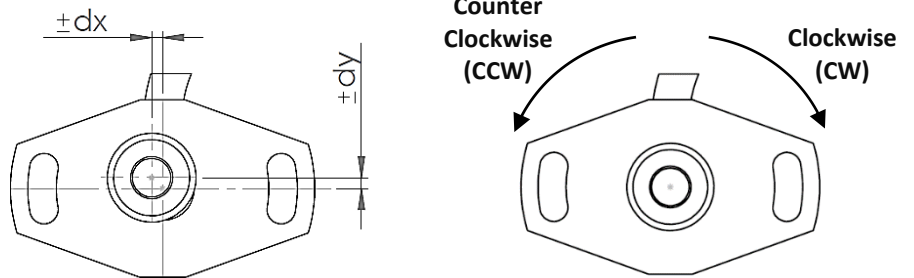
dz: 0,8 mm max.



Max. misalignment value of magnet

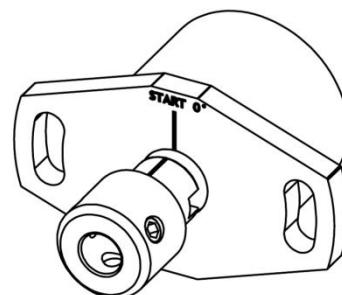
dx: $\pm 0,25$ mm max.

dy: $\pm 0,25$ mm max.



0° Point

The point where the guiding lines on the body and the magnet intersect is the 0° point.



TECHNICAL SPECIFICATIONS

*Measuring Range	Can be produced in the desired range from 0 to 360 °				
Measuring Type	Magnetic, non-contact				
Linearity	±%0.5 FS				
Resolution	12 bit				
Repeatability	0.1°				
Response Frequency	250 Hz				
*Output Signal		0,5...4,5VDC Ratiometric	0...5VDC	0...10VDC	4...20 mA
	Supply Voltage	5 VDC	5 VDC or 9...32VDC	15...32 VDC	9...32 VDC
	Load	≥ 1KΩ	≥ 1KΩ	≥ 1KΩ	0...250 Ω
Current Consumption	30 mA max.				
Reverse Polarity Protection	Yes, only supply				
Electrical Connection	3 x 0,14 mm ² shielded cable				
Max Operational Speed	mechanically unlimited				
Protection Class	IP67				
Operating Temperature	-25°C ... +85°C				
Weight	~50 gr				
Material	Body: Aluminum				
	Magnet: Aluminum				

Note: The specifications specified by (*) vary depending on the model selected. The detailed code table for product selection is shown on page 3.

BOX CONTENTS

Product	Description
RCS 2100	Angle Sensor (Body and magnet)
User Manual	1 pcs.

PRODUCT CODE TABLE

Model		Supply Voltage		Output Signal Direction	
RCS 2100	X	TTL: 5VDC PP: For 4-20mA output: 9...32VDC For 0-10V output: 15...32VDC For 0-5V output: 9...32VDC	X	CW: Clockwise CCW: Counter Clockwise	XXX
	Angle Value The desired angle value can be requested between 0-360 °		Output Signal A : 4-20 mA V : 0-10 V V1: 0-5 V (9...32VDC supply) V8: 0.5-4.5 V Ratiometric V9: 0-5 V (5VDC supply)		Electrical Connection* 0,5M: 0,5 m cable

*Cable length can be requested in desire length, provided that min 0,5 m.

Sample Code: RCS 2100-30-PP-V-CW-0,5M
RCS 2100 series, 0-30° measuring range, PP supply, 0-10V output, Output signal direction is clockwise, 0.5 m cable



Manufacturer Firm's Title, Address Details

Manufacturer Firm: ATEK ELEKTRONİK SENSÖR TEKNOLOJİLERİ SANAYİ VE TİCARET A.Ş.

Address: Gebze OSB, 800. Sokak, No:814 Gebze/KOCAELİ/TURKEY

TEL: +90 262 673 76 00 **FAX:** +90 262 673 76 08

Web: www.ateksensor.com **E-mail:** info@ateksensor.com

Authorized Service's Title, Address Details

Authorized Service: ATEK ELEKTRONİK SENSÖR TEKNOLOJİLERİ SANAYİ VE TİCARET A.Ş.

Address: Gebze OSB, 800. Sokak, No:814 Gebze/KOCAELİ/TURKEY

TEL: +90 262 673 76 00 **FAX:** +90 262 673 76 08

E-mail: info@ateksensor.com



Disposal of Packagings: Packaging materials consist of recyclable materials. For providing recycling, please dispose waste packagings to collecting points of authorized recycling facilities.

Disposal of E-Waste: This device is in conformity with WEEE Directive and consists of recyclable materials. This product should not be disposed with general waste for preventing negative effects on environment and human health. This product should be disposed to collecting points of authorized recycling facilities. Further information can be reached from authorized unit.